

Prisma Light

LED STREET LIGHTING | BOLLARDS WITH POSSIBILITIES 



Prisma Light





BOLLARDS AS FRIENDS

Just as brilliant as the rest of Prisma Light

A complement to its sister Prisma Light Ellie or the brothers Prisma Light Elliott and Prisma Light Elton, but manages to create the exact atmosphere required for the pedestrian path. Prisma Light Ella is also developed in collaboration with the Danish designer Morten Lyhne. The bollard fits nicely around

entrances and as frame for parking areas. Prisma Light Ella can handle life close to the ground and withstand tough conditions, whether they come from weather, wind, or mischievous individuals. Initially available only as Constant - but now with DALI.

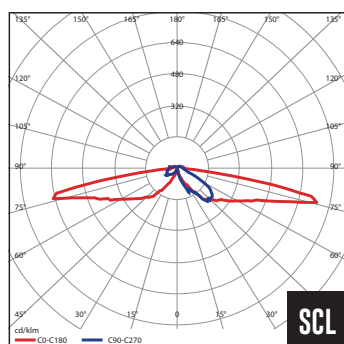
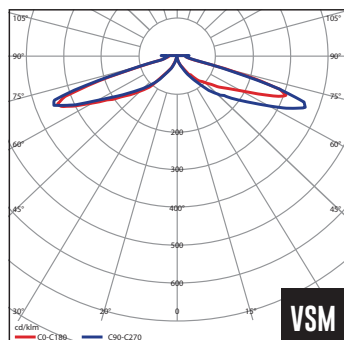




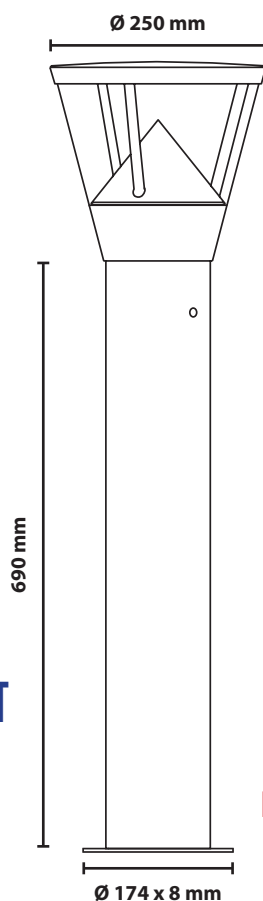
GENERATION	DECISION	APPLICATION	FACTS	INFORMATION
2	1	Outdoor lighting	Pedestrian and bicycle paths, parking areas, parks, residential areas, entrances	
RANGE				
2	1	Distance between poles	10-20 meter	
LIGHT				
2	1	Color Temperature	3000K	Warm White
2	1		4000K	Neutral White
2	1	Color Rendering Index (CRI)	Standard: 70 • Alternative: 80	
2		MacAdam	≤ 3 SDCM	
	1		SDCM 4	
2		Lumen	105-135 lm/W	See lumen table
	1		> 120lm/W	See lumen table
2		Number of LEDs	Luxeon 5050, 16 pcs	
1			Cree/OSram 16 pcs	
2	1	Lenses	SCL SCL/SCL VSM	See Polar Diagram
2	1	Light Files	Available for all configurations	LDT files available through the form on prismafibro.se
CONTROL			Download manuals and more at prismafibro.se	
2		DALI	Optional power between 5-20W. Not possible to program dimming at night.	
	1	Constant	When you know: This is what is needed, always, when light is needed.	Can be adjusted by PrismaTibro, in Tibro.
OPERATION • PERFORMANCE				
2	1	System Power	5-20 W Lifespan: 100,000 hrs at power ≤ 20W	
2		Voltage	220-240 V AC	
	1		120-240 V AC	
2	1	Enclosure Class	IP65	
2	1	Impact Resistance	IK10	
2	1	Surge Protection	10 kV	
2	1	Protection Class	Class II	
2	1	Operating Temperature	-50 C° – +50 C°	
2	1	Driver	Roal • Helvar	
OPTIONS				
2	1	Colors, Standard	RAL 9022	Other colors on quotation
2	1	Ground mount or for Installation in foundation	Ø 120 mm	Foundation not included
FORMAT				
2	1	Height	930 mm Ø 250 mm	
2	1	Diameter	Ø 250 mm	
2	1	Weight	Ground mount: 6.5 kg • Foundation: 7.8 kg	
SAFETY & SERVICE				
2	1	Warranty	Standard: 5 years. Possibility: extension up to 15 years	
2	1	CE Marking	Yes	
2	1	EMC, LVD by Third Party	Yes: Nemko AS	
2	1	Delivery Time	Usually around 10-15 working days	



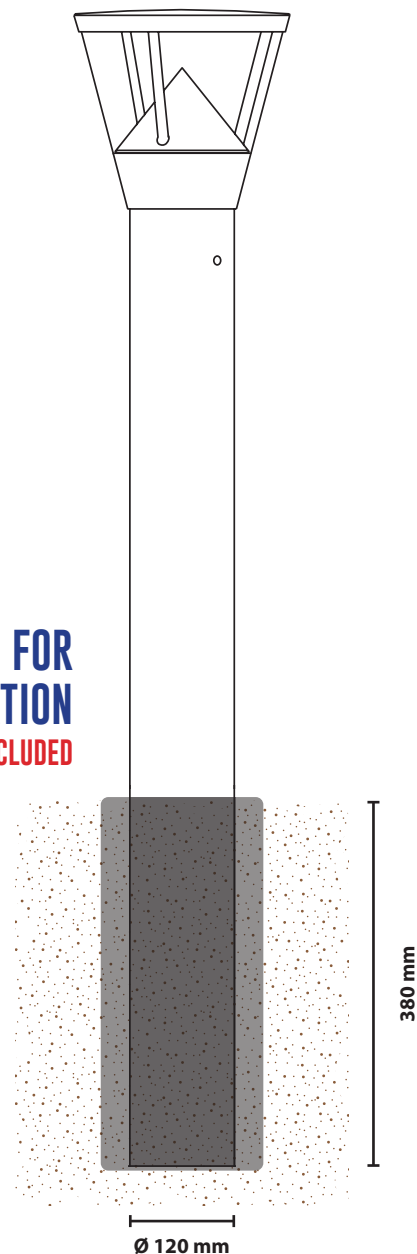
TECHNICAL SPECIFICATIONS




GROUND MOUNT



**FOR
FOUNDATION**
FOUNDATION IS NOT INCLUDED



Prisma Light





CHOOSE PRISMATIBRO

QUALITY AND SAFETY

- Certified according to ISO 9001
- In-house development, production, sales, and service organization
- Flexibility and innovation
- Continuous improvement
- Favorable delivery time

SUSTAINABILITY

- Sustainable products with long lifespan
- Certified according to ISO 14001
- Production based on customer orders
- Philanthropic work and sponsorship
- Environmentally-friendly features
- Contributes to the SDGs:



GLOBAL AND LOCAL

- Development and manufacturing in Tibro, Sweden
- Products in 118 countries
- Further expansion in terms of geography and volume

EXPERIENCE AND CONTACT

- 35 years of experience
- Addtech Group
- Dedicated staff
- Flexibility and continuity
- Strong customer trust
- Personal and quick support

CUSTOMERS

"You can deliver on time!"

"We only use your products because we know that they will meet our expectations."

"Thank you once again for your persistent effort to meet our requests."

"Yes, everything is perfect. Thank you for the excellent service!"

EMPLOYEES

"Flexibility and quick actions – two of our characteristics"

"The best part is that we provide support for a long time."

"We strive for quality and continuous improvement."



230605-01



ADDRESS Järnvagsgatan 19, SE-543 50 Tibro
SWITCHBOARD +46 504 400 40
WEB prismatibro.se
E-MAIL contact@prismatibro.se

